



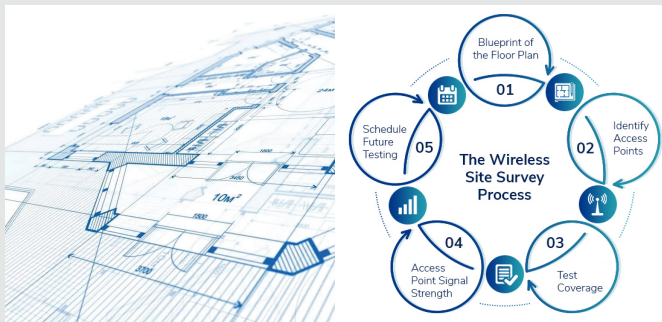
EDF PURVIEW

www.edfpurview.com

Our Services

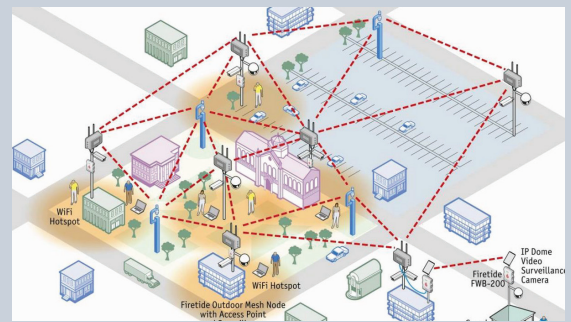
Wireless Network Design

Planning, configuring, and optimizing your wireless network to meet your business needs, ensuring adequate coverage, security, and capacity. It involves understanding your user requirements and environmental factors to create a reliable and efficient Wi-Fi solution.



Wireless Health Assessment

Are you experiencing poor WiFi coverage, slow performance, or connectivity issues? Our health check includes a complete review to ensure you're getting the best performance possible from your WiFi infrastructure.



Wireless Troubleshooting

A wide range of wireless troubleshooting services; we check router configurations, identify interference and survey to locate black spots, all using certified best-in-class Ekahau wireless tools.



Configuration & Optimisation

WiFi issues come in many forms. Configuration & Optimisation of Routers, Wireless LAN Controllers & Access Points - Ensuring you get the best performance from your Meraki, Aruba, Ruckus, Ubiquity, Net Gear Wi-Fi including Transmit Power, Roaming and DFS optimised for data, voice, video and high-density coverage.



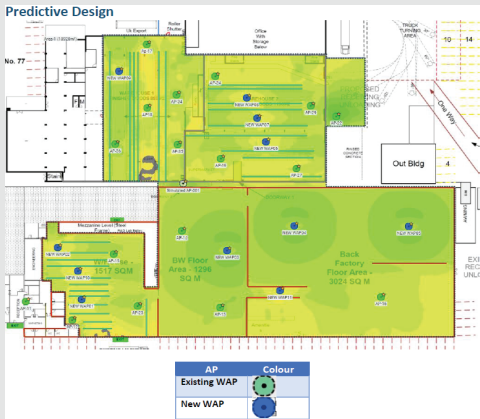


EDF PURVIEW

Our Services

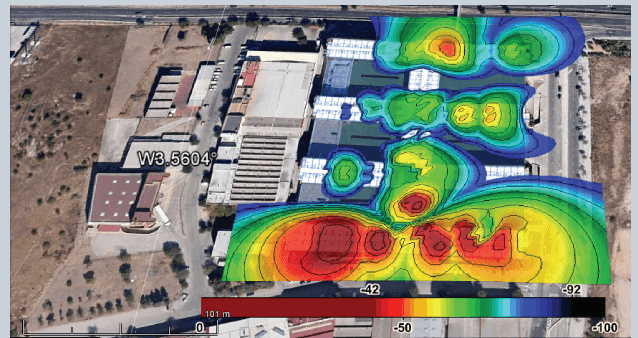
Indoor Wireless Survey

Ekahau: Predictive, Onsite Passive/Active and Post-Implementation surveys. Our onsite inspections ensure realistic designs for quality installations.



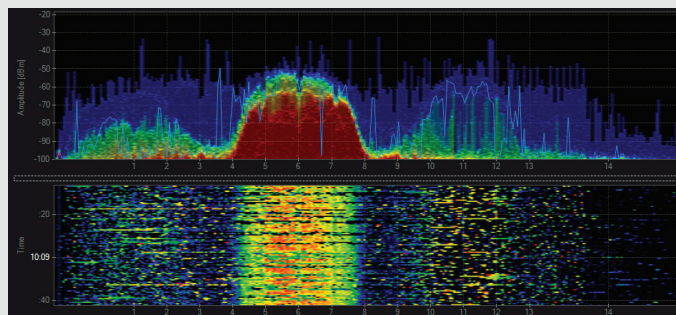
Outdoor Wireless Survey

Ekahau and GPS-Calibrated Outdoor Coverage Surveying, RF Propagation Predictions using Digital Terrain Models, Clutter and Path Profile Analysis



Spectrum Analysis

Are you experiencing poor performance from your Wireless Network? Our WiFi Spectrum Analysis allows us to diagnose the root cause of your connectivity issues. We scan and analyse the full range of frequencies from 1 MHz to 20 GHz, this includes your 4G and 5G network coverage.



CONTACT US TO FIND OUT MORE

Web www.edfpurview.com
Email sales@edfpurview.com



EDF PURVIEW